


THYRATRON TUBE

NL-710/6011 & NL-710L
2.5 Amperes dc -- 30 Amperes Peak



NATIONAL POWER TUBE NL-710/6011 is a quick heating thyatron designed especially for ignitor firing and regulated rectifier applications. It is gas and mercury filled for quick starting and constancy of characteristics within wide temperature limits. The NL-710/6011 with the lug type base is designated as the NL-710L.

NATIONAL ELECTRONICS, INC.

GENEVA, ILLINOIS, U. S. A.

NL-710/6011 & NL-710L THYRATRON TUBE TECHNICAL INFORMATION

dc Amperes output (maximum)	2.5
Instantaneous Amperes output (maximum)	30
Maximum time of averaging anode current (seconds)	5
Maximum peak inverse volts	1500
Maximum peak forward volts	1500
Filament volts	2.5
Filament amperes	9 ± 2
Filament heating time (seconds)	20
Typical arc drop at 8 amperes peak (volts)	10
Grid control characteristic	see curve
Maximum negative grid voltage before conduction (volts)	500
Maximum negative grid voltage during conduction (volts)	10
Ionization time (approx., microseconds)	10
Deionization time (approx., microseconds)	1000
Anode to grid capacitance (uuf)	2
Grid to filament capacitance (uuf)	12
Maximum ac short circuit current (amperes)	250
Condensed mercury temperature limits (°C) *	- 40 to + 80
Approximate temperature rise, cond. mercury above ambient (°C)	30
Mounting position	vertical, base down
Net weight (ounces)	4
Approx. shipping weight (lbs.)	3

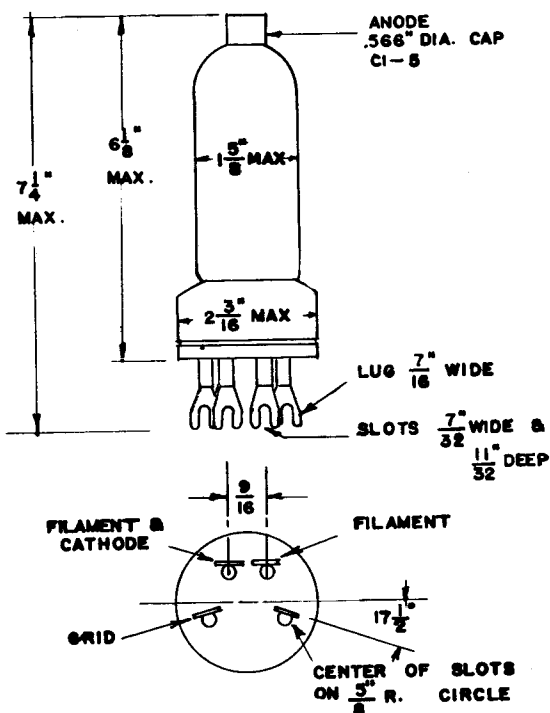
*The tube may be started and satisfactory operation will result between -40 and +80°C. For maximum life the condensed mercury temperature after warm-up should run between +40 and +80°C which corresponds to approximately +10 to +50°C ambient.

ALL DATA ARE BASED ON RETURNS TO FILAMENT TRANSFORMER CENTER TAP

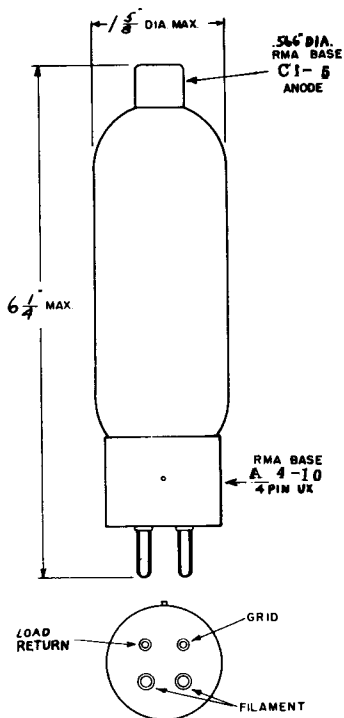
LIGHT FILAMENT BEFORE APPLYING LOAD

OUTLINE DRAWINGS

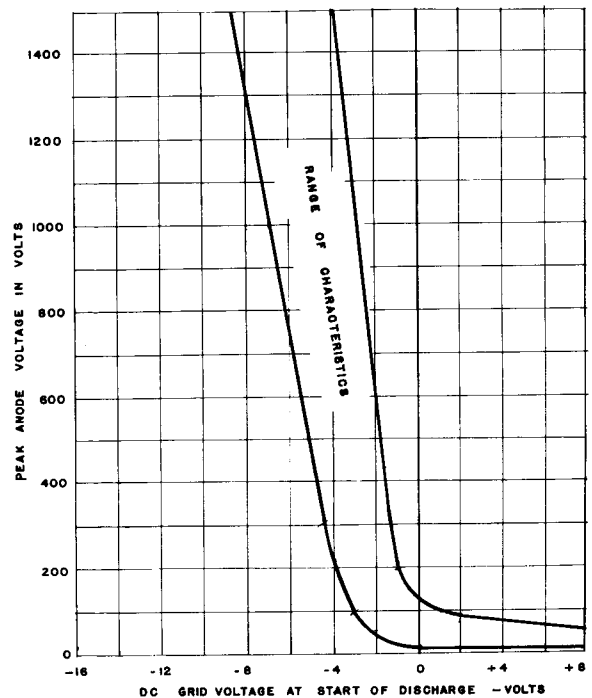
NL-710L



NL-710/6011



GRID CHARACTERISTIC



Printed in USA 6/58